

Scaled data based on original data using  
LM-79-08 Approved Method: Electrical and Photometric Measurements of Solid-  
State Lighting Products

Test Report Prepared for  
Cooper Lighting Solutions  
(formerly Eaton)

Brand: McGRAW-EDISON

Report Number: P386311

Luminaire Tested: **GWC-SA2A-722-U-T2**

Issue Date: 3/3/2020

**Test Information**

Test Method: LM-79-08  
Report Number: P386311  
TEST IS SCALED FROM IESNA LM-79-08 TEST DATA (G2-1903-205-12)  
Test Lab: INNOVATION CENTER  
Issue Date: 3/3/2020  
Manufacturer: COOPER LIGHTING SOLUTIONS (FORMERLY EATON)  
Product Line: MCGRAW-EDISON  
Catalog Number: GWC-SA2A-722-U-T2  
Description: GALLEON WALL LUMINAIRE  
(2) 70 CRI, 2200K, 615mA LIGHTSQUARES WITH 16 LEDS EACH AND TYPE II OPTICS  
Light Source: -  
Ballast/Driver: ELECTRONIC DRIVER

**Summary**

Lumens per Lamp: N/A  
Luminaire Lumens: 7015 lumens  
Efficiency: N/A  
Efficacy: 106.3 lumens/watt  
Luminous Opening: Rectangular (W 1' x L: 0.5' x H: 0')  
IES Classification: Type III - Medium  
BUG Rating: B1 - U0 - G2

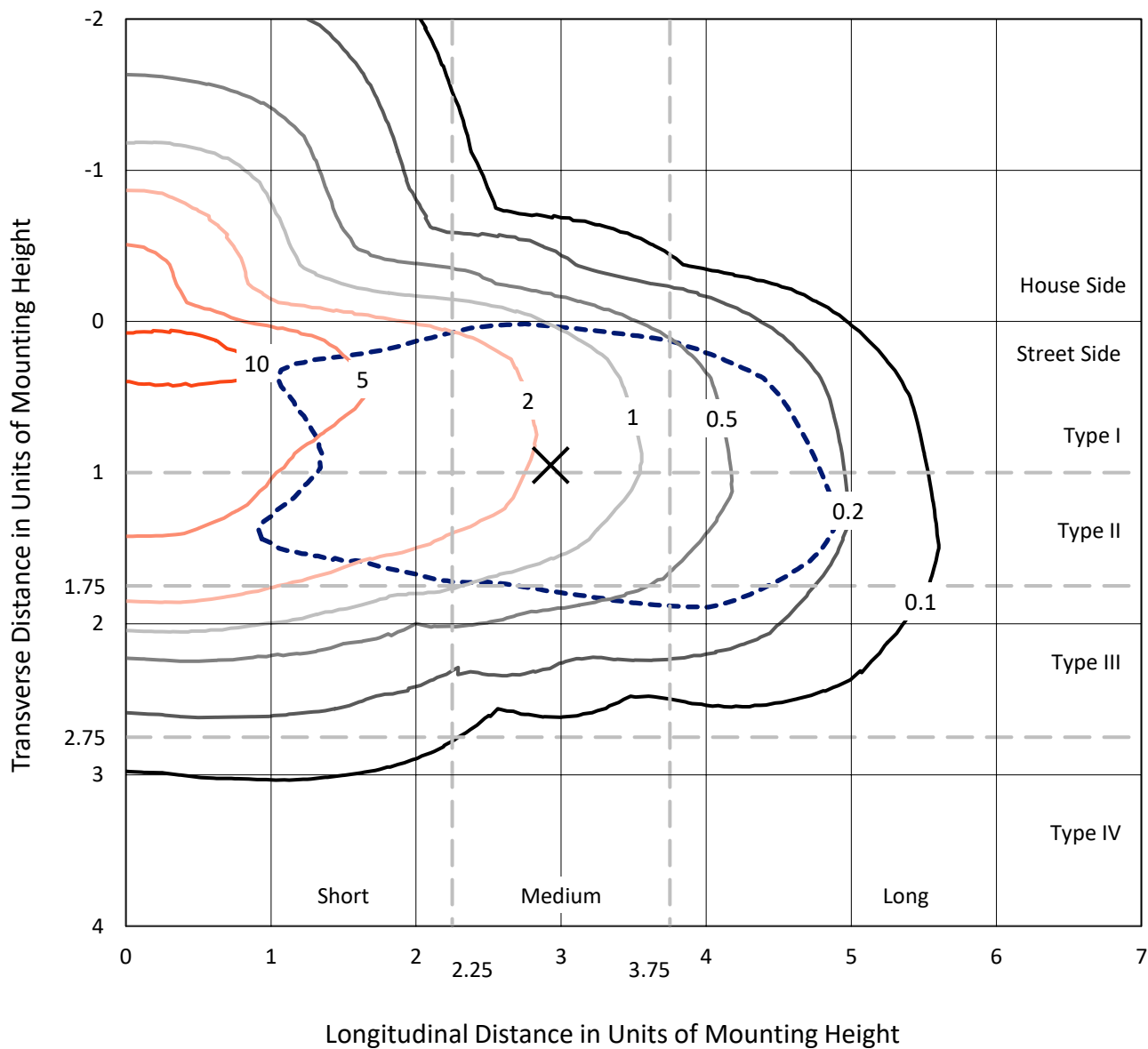
Input Watts (W): 66  
Input Voltage (V): NR  
Input Current (Ain): NR  
Voltage Rise (V): NR  
Power Factor: NR  
Total Harmonic Distortion (THDi): NR  
Frequency (hertz): 60  
Stabilization Time: NR  
Operation Time: NR  
Ambient Temperature (°C): NR  
Test Distance: 24 FT



REPORT NUMBER: P386311  
 CATALOG NUMBER: GWC-SA2A-722-U-T2

### Iso-Footcandle Lines of Horizontal Illumination

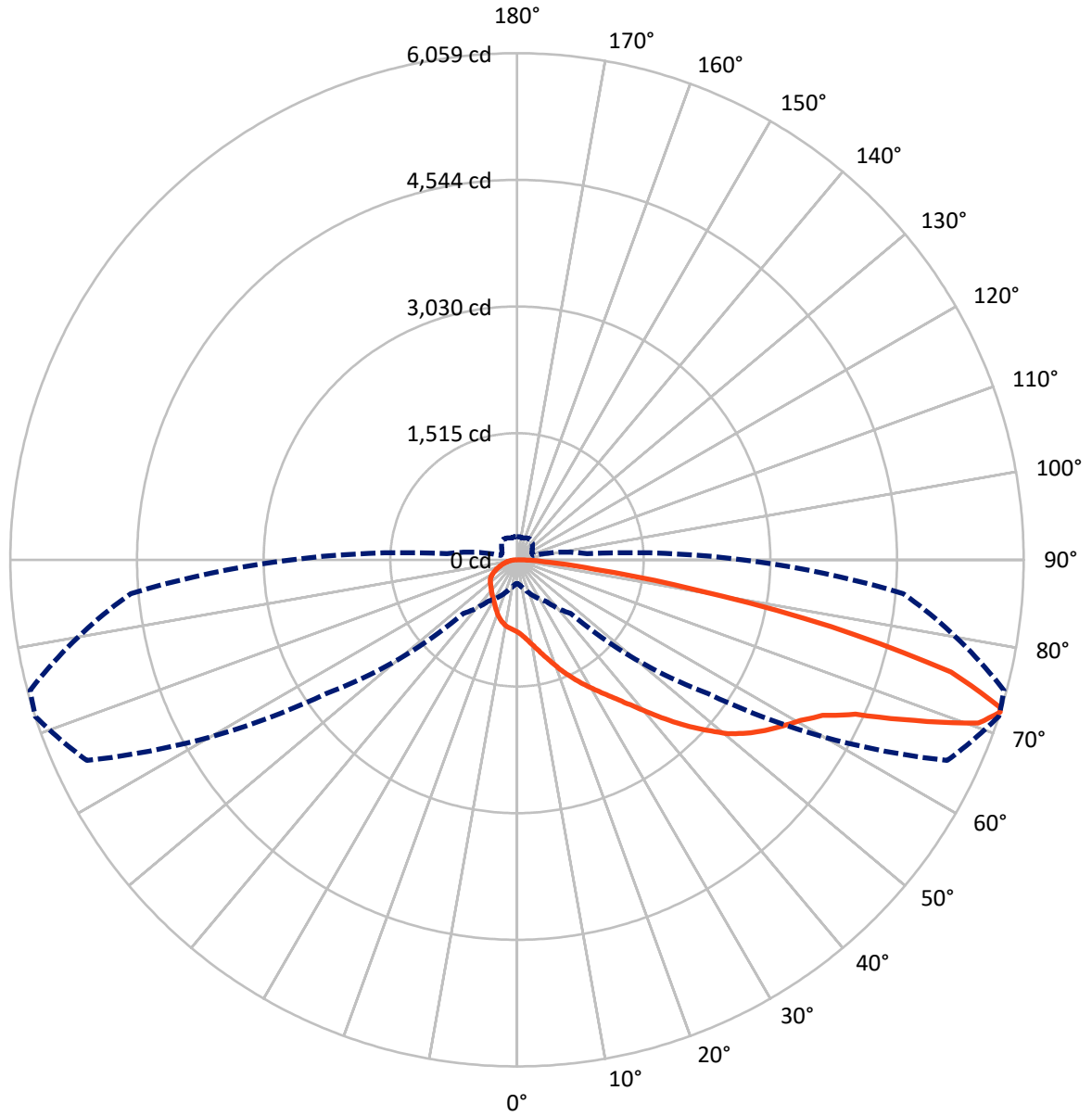
✕ Max cd  
 - - - 1/2 Max cd



Based on 10 foot mounting height. Maximum calculated value = 11.9 fc  
 Type III - Medium - N/A

REPORT NUMBER: P386311  
CATALOG NUMBER: GWC-SA2A-722-U-T2

### Luminous Intensity Polar Plot



— Vertical Plane Through 72-Deg Lateral    - - - Horizontal Cone Through 72-Deg Vertical

REPORT NUMBER: P386311

CATALOG NUMBER: GWC-SA2A-722-U-T2

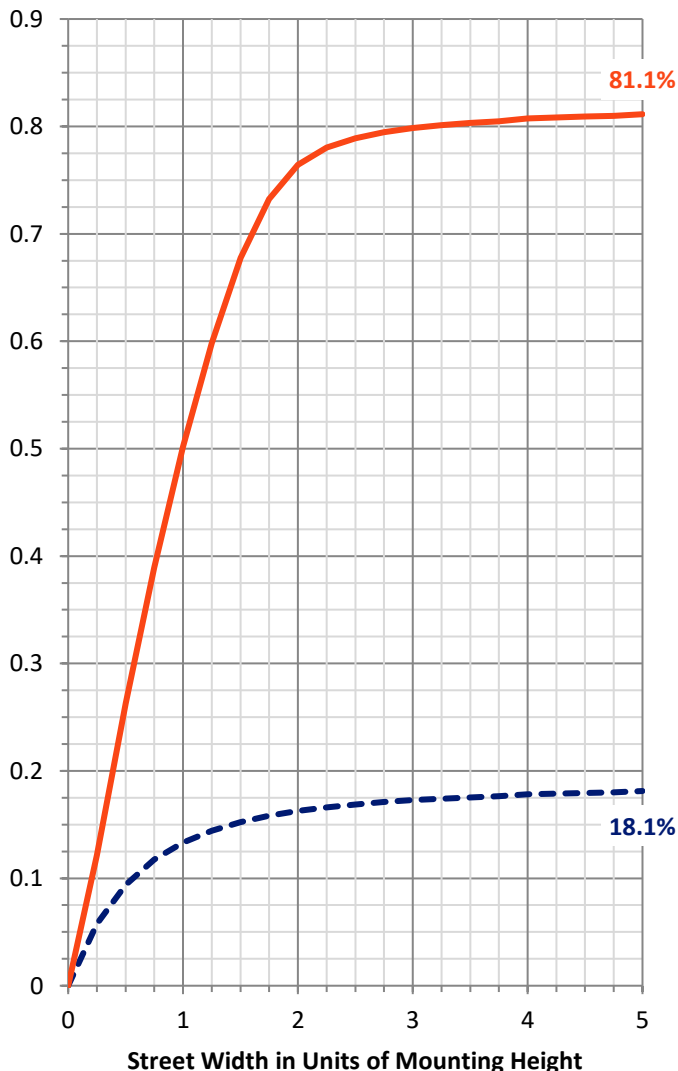
**FLUX DISTRIBUTION:**

		Downward	Upward	Total
<b>House Side</b>	Lumens	1301.3	0.0	1301.3
	% Fixture	18.6	0.0	18.6
<b>Street Side</b>	Lumens	5713.7	0.0	5713.7
	% Fixture	81.4	0.0	81.4
<b>Total</b>	Lumens	7015.0	0.0	7015.0
	% Fixture	100.0	0.0	100.0

**ZONAL LUMENS:**

Zone	Lumens	% Fixture
0°-10°	86.5	1.2
10°-20°	279.5	4.0
20°-30°	489.7	7.0
30°-40°	726.1	10.4
40°-50°	1061.9	15.1
50°-60°	1461.2	20.8
60°-70°	1626.7	23.2
70°-80°	1102.3	15.7
80°-90°	181.2	2.6
90°-100°	0.0	0.0
100°-110°	0.0	0.0
110°-120°	0.0	0.0
120°-130°	0.0	0.0
130°-140°	0.0	0.0
140°-150°	0.0	0.0
150°-160°	0.0	0.0
160°-170°	0.0	0.0
170°-180°	0.0	0.0
0°-90°	7015.0	100.0
0°-180°	7015.0	100.0

**Coefficient of Utilization**



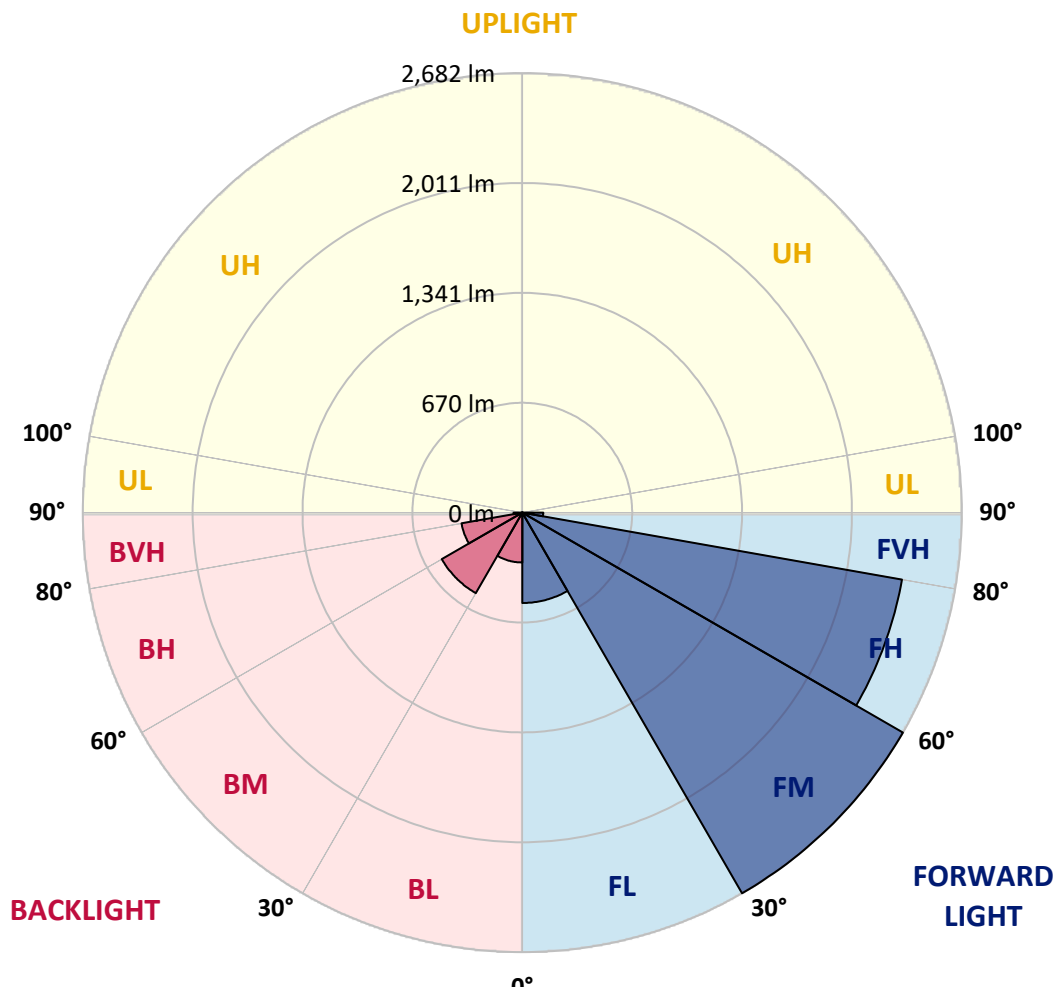
REPORT NUMBER: P386311

CATALOG NUMBER: GWC-SA2A-722-U-T2

**LUMINAIRE CLASSIFICATION SYSTEM LUMEN TABLE AND BUG RATING:**

Zone	Lumens	% Fixture	Zone Rating/Lumen Limit		
			B	U	G
FL (0°-30°)	551.4	7.9			
FM (30°-60°)	2681.9	38.2			
FH (60°-80°)	2352.5	33.5			G2/5000
FVH (80°-90°)	127.8	1.8			G2/225
BL (0°-30°)	304.2	4.3	B1/500		
BM (30°-60°)	567.3	8.1	B1/1000		
BH (60°-80°)	376.5	5.4	B1/500		G1/500
BVH (80°-90°)	53.4	0.8			G1/100
UL (90°-100°)	0.0	0.0		U0/0	
UH (100°-180°)	0.0	0.0		U0/0	

**BUG Rating: B1-U0-G2**  
 Type III Medium





REPORT NUMBER: P386311

CATALOG NUMBER: GWC-SA2A-722-U-T2

**CANDELA DISTRIBUTION (FULL):**

	0°	5°	15°	25°	35°	45°	55°	65°	72°	75°	85°
0°	863.0	863.0	863.0	863.0	863.0	863.0	863.0	863.0	863.0	863.0	863.0
2.5°	953.4	951.9	946.8	946.8	937.2	929.0	913.5	903.1	890.8	886.5	872.0
5°	1045.6	1046.1	1039.8	1035.5	1021.2	1003.8	977.5	953.6	929.7	920.0	890.3
7.5°	1123.2	1122.2	1120.5	1116.9	1103.6	1085.7	1050.2	1014.7	979.5	965.0	913.8
10°	1172.9	1175.1	1176.5	1178.2	1172.7	1159.9	1126.3	1083.1	1036.9	1017.1	941.8
12.5°	1198.0	1201.9	1208.7	1220.3	1229.4	1228.0	1203.6	1157.7	1102.9	1078.0	976.8
15°	1212.8	1217.9	1228.5	1249.3	1275.1	1289.8	1283.3	1241.8	1180.7	1150.0	1019.5
17.5°	1222.0	1226.1	1242.5	1270.3	1308.7	1347.8	1365.0	1330.2	1268.6	1233.6	1068.6
20°	1228.2	1231.4	1251.9	1284.5	1334.3	1396.6	1444.4	1435.7	1365.4	1320.0	1119.8
22.5°	1242.2	1244.9	1264.5	1297.3	1352.4	1432.8	1521.0	1534.0	1467.6	1416.2	1174.6
25°	1281.4	1281.4	1297.8	1320.7	1372.4	1464.2	1585.7	1643.4	1572.0	1512.1	1225.3
27.5°	1356.0	1355.3	1361.3	1369.3	1408.4	1496.1	1643.4	1740.1	1680.2	1614.7	1274.6
30°	1444.4	1449.2	1450.0	1446.1	1464.5	1536.0	1696.8	1842.0	1789.1	1718.6	1325.1
32.5°	1558.2	1561.3	1557.7	1544.9	1542.2	1592.5	1749.2	1948.8	1907.0	1827.0	1371.2
35°	1702.6	1696.6	1685.2	1659.1	1634.3	1668.1	1809.1	2055.5	2039.3	1958.2	1434.8
37.5°	1857.5	1857.7	1843.7	1784.5	1750.2	1764.7	1891.8	2176.5	2199.5	2114.2	1516.2
40°	1981.6	1988.1	1996.8	1919.0	1874.6	1894.7	1996.8	2316.9	2388.8	2299.2	1622.2
42.5°	2068.3	2075.8	2100.4	2051.7	2005.5	2042.7	2120.5	2466.6	2601.4	2512.8	1746.3
45°	2160.1	2164.2	2181.6	2160.6	2131.1	2214.9	2259.9	2621.7	2826.3	2740.3	1885.2
47.5°	2256.7	2261.1	2278.9	2264.9	2249.5	2375.8	2405.3	2767.8	3041.7	2990.3	2033.5
50°	2376.0	2378.9	2395.9	2370.5	2375.3	2497.1	2535.2	2901.9	3267.6	3214.9	2182.3
52.5°	2538.8	2539.6	2563.0	2540.1	2517.3	2585.9	2647.1	3028.2	3444.6	3419.7	2331.1
55°	2666.4	2674.1	2750.9	2746.1	2733.0	2666.6	2740.5	3148.5	3602.6	3614.4	2489.1
57.5°	2585.0	2615.2	2770.7	2880.4	2987.1	2867.3	2866.9	3284.0	3749.4	3805.5	2662.8
60°	2264.0	2305.0	2534.3	2777.5	3111.5	3216.6	3129.2	3449.5	3897.8	3994.9	2880.4
62.5°	1616.9	1684.5	1995.1	2383.5	2941.0	3448.0	3663.0	3712.0	4099.4	4214.2	3163.2
65°	817.4	868.6	1129.0	1596.8	2349.7	3296.8	4243.2	4286.9	4449.9	4551.9	3598.7
67.5°	496.6	515.9	643.0	888.1	1440.6	2568.1	4432.5	5245.1	5128.2	5182.3	4219.7
70°	365.9	380.2	459.4	589.8	828.5	1507.0	3851.4	5928.9	5852.1	5846.0	4678.7
72°	285.0	295.4	365.5	476.6	605.8	904.1	2791.5	5676.5	6059.3	6028.9	4636.6
72.5°	270.3	279.5	343.2	448.5	572.5	819.6	2509.9	5506.2	6044.3	6030.6	4582.3
75°	212.8	219.3	254.1	346.9	448.1	465.0	1375.3	4267.1	5362.0	5584.9	4121.4
77.5°	176.1	177.0	195.4	252.4	349.3	328.7	675.6	2960.6	3839.5	4084.7	2919.5
80°	143.5	144.7	153.4	177.0	264.2	243.2	320.8	1702.4	2149.7	2152.4	1388.4
82.5°	114.2	114.5	124.2	129.5	189.9	173.9	183.8	799.3	939.4	903.6	499.0
85°	80.4	78.7	121.3	106.3	124.2	111.6	101.4	316.4	388.4	371.5	156.3
87.5°	26.8	27.8	53.9	68.8	72.5	63.3	45.2	121.3	146.6	145.4	49.5
90°	0.0	0.0	0.0	0.0	0.0	0.0	0.0	0.0	0.0	0.0	0.0



REPORT NUMBER: P386311  
 CATALOG NUMBER: GWC-SA2A-722-U-T2

**CANDELA DISTRIBUTION (continued):**

	90°	95°	105°	115°	125°	135°	145°	155°	165°	175°	180°
0°	863.0	863.0	863.0	863.0	863.0	863.0	863.0	863.0	863.0	863.0	863.0
2.5°	867.4	859.6	848.3	835.7	825.8	815.7	808.2	804.3	800.0	796.4	800.7
5°	876.6	862.1	837.9	814.2	796.8	781.4	770.3	764.5	759.2	755.5	756.0
7.5°	891.5	868.1	827.5	793.0	768.8	752.2	740.8	736.9	733.6	732.6	733.8
10°	907.5	872.9	813.8	767.9	740.3	726.6	721.5	724.1	726.6	728.7	731.1
12.5°	925.6	877.3	793.7	738.4	715.0	709.6	714.7	726.3	734.8	739.8	743.0
15°	949.3	881.1	770.5	708.9	693.2	699.3	716.4	736.5	751.2	760.6	762.1
17.5°	971.0	880.9	740.8	679.2	675.6	693.2	719.1	747.3	767.1	780.4	783.1
20°	993.5	874.4	706.3	650.2	657.7	686.7	720.3	754.3	778.2	793.7	797.3
22.5°	1014.5	863.0	668.3	623.9	642.7	678.0	715.7	750.2	774.1	786.7	790.6
25°	1028.7	843.2	629.9	601.7	629.5	667.4	700.7	728.5	746.4	752.6	753.6
27.5°	1036.0	817.4	593.7	582.4	615.7	650.0	672.9	686.7	691.8	691.3	690.3
30°	1036.9	783.3	562.6	566.7	599.7	624.4	635.3	632.6	626.1	615.0	615.9
32.5°	1033.8	744.9	536.5	551.7	579.5	593.2	593.7	580.9	563.5	545.9	541.1
35°	1034.8	707.2	513.5	534.8	554.8	560.9	555.3	536.5	512.8	490.1	485.3
37.5°	1045.4	674.4	493.7	515.2	527.5	529.0	521.0	501.2	483.8	461.6	459.7
40°	1070.8	651.0	474.9	493.2	500.2	501.0	489.6	475.6	477.0	465.2	465.0
42.5°	1116.4	640.8	458.2	470.3	474.6	476.1	467.4	458.4	471.0	463.3	460.6
45°	1175.3	643.2	444.2	447.8	455.8	462.6	457.2	446.4	451.2	417.6	406.5
47.5°	1243.5	658.7	433.1	428.5	442.3	455.1	446.9	430.4	413.3	379.9	373.7
50°	1323.2	682.6	422.9	409.4	427.5	444.9	436.7	413.3	387.4	371.2	369.1
52.5°	1406.3	711.8	412.8	388.4	408.9	437.2	433.1	409.4	377.5	361.6	358.7
55°	1500.5	741.3	400.0	364.0	388.9	433.6	431.4	395.4	370.0	361.1	358.9
57.5°	1617.6	774.9	383.1	338.6	370.0	420.5	413.8	386.9	362.3	355.5	354.8
60°	1770.3	824.4	358.7	311.6	347.1	400.5	399.0	374.6	350.0	345.2	344.2
62.5°	1999.2	906.3	325.1	284.5	321.5	366.4	379.7	358.0	337.0	336.7	337.2
65°	2354.3	1029.5	288.6	260.9	295.6	337.7	357.2	340.8	323.7	328.5	329.2
67.5°	2765.9	1131.6	252.9	237.7	269.3	310.4	337.0	323.7	306.0	318.6	318.8
70°	2902.8	1040.3	221.5	214.7	242.0	284.1	315.0	304.8	287.0	299.5	298.3
72°	2701.4	839.8	201.2	197.3	221.5	262.3	295.4	287.2	269.6	278.0	274.9
72.5°	2637.9	800.7	196.1	193.0	215.9	256.8	290.3	282.8	265.2	272.5	269.6
75°	2353.1	695.4	168.6	169.3	188.4	229.7	261.8	259.4	241.3	242.0	241.1
77.5°	1706.7	509.9	142.0	146.9	160.4	201.9	233.1	231.6	211.8	208.2	207.5
80°	792.0	260.1	115.7	117.9	131.9	168.8	198.8	196.9	180.9	176.3	173.7
82.5°	271.3	123.7	87.0	88.4	102.2	136.0	172.5	171.3	158.0	149.0	143.5
85°	96.9	61.6	60.9	59.4	72.9	107.0	150.2	143.7	124.2	105.8	105.3
87.5°	31.4	26.3	31.4	31.2	42.5	72.5	109.2	93.0	90.1	74.9	73.4
90°	0.0	0.0	0.0	0.0	0.0	0.0	0.0	0.0	0.0	0.0	0.0



Signify Classified - Internal  
Cooper Lighting Solutions Photometric Lab  
1121 Highway 74 South  
Peachtree City, GA 30269

Scaled Data Report



Report Generated By 670245982

Signify Classified - Internal  
Cooper Lighting Solutions Photometric Lab  
1121 Highway 74 South  
Peachtree City, GA 30269

Scaled Data Report



Signify Classified - Internal  
Cooper Lighting Solutions Photometric Lab  
1121 Highway 74 South  
Peachtree City, GA 30269

Scaled Data Report



Signify Classified - Internal  
Cooper Lighting Solutions Photometric Lab  
1121 Highway 74 South  
Peachtree City, GA 30269

Scaled Data Report





--- HS — SS

Signify Classified - Internal  
Cooper Lighting Solutions Photometric Lab  
1121 Highway 74 South  
Peachtree City, GA 30269

Scaled Data Report



u

Signify Classified - Internal  
Cooper Lighting Solutions Photometric Lab  
1121 Highway 74 South  
Peachtree City, GA 30269

Scaled Data Report



Signify Classified - Internal  
Cooper Lighting Solutions Photometric Lab  
1121 Highway 74 South  
Peachtree City, GA 30269

Scaled Data Report



(END OF REPORT)